



Disinfection And Sterilization Washing Machine Effervescent Tablets Stain Removal Artifact

Our Product Introduction

for more products please visit us on podslaundry.com

Basic Information

- Place of Origin: CHINA
- Brand Name: nuomi
- Certification: CE
- Model Number: effervescent tablets
- Minimum Order Quantity: 100box
- Price: Negotiable
- Packaging Details: 0.2kg
- Delivery Time: 7-15days
- Payment Terms: T/T
- Supply Ability: lakh

washing machine effervescent tablets



Product Specification

- Product Name: Effervescent Tablets
- Specification: 200g
- Function: Wash The Washing Machine
- Material: OZONE Granules, Baking Soda, Sodium Percarbonate, Multiple Surfactants, Fungicides, Etc
- Package: Carton
- Weight: 200g
- Suitable: All Washing Machine Models
- Applicable Capacity: One Piece At A Time
- Highlight:

sterilization washing machine effervescent tablets

washing machine effervescent tablets stain removal

disinfection effervescent tablet for washing machine



More Images



Product Description

Washing machine tank effervescent tablet disinfection and sterilization special descaling and stain removal artifact

Washing machine tank cleaning agent characteristics:

1.fresh aroma

Many washing machine tank cleaners come with a fresh scent, which not only enhances the wash experience but also removes odors from the washing machine, leaving your clothes with a pleasant scent during the wash cycle. This fresh scent stays on your washing machine and clothes for a long time, adding freshness and comfort to your home environment.

2. Environmentally friendly materials

Washing machine tank cleaners are often made from environmentally friendly materials and contain no harmful chemicals. During the cleaning process, it will not cause pollution to the environment and is in line with modern families' pursuit of green and healthy life. Washing machine tank cleaners that use environmentally friendly materials not only bring cleanliness and health to your home, but also contribute to the protection of the global environment.

3. Dissolve quickly

Washing machine tank cleaners usually dissolve quickly in water and form a rich lather. This rapid dissolution feature ensures that the detergent fully penetrates into every corner of the washing machine tank and fully contacts and reacts with stains and bacteria, thereby achieving a more thorough and efficient cleaning effect. At the same time, rapid dissolution also shortens the cleaning process time and improves use efficiency.

Tips

When the dirt is severe, please use warm water at 40°C for more effect, and it is recommended to soak for 2-3 hours when using it for the first time

Product name	Washing machine tank cleaning particles
Specification	200g
Function	Wash the washing machine
Material	OZONE granules, baking soda, sodium percarbonate, multiple surfactants, fungicides, etc
Package	carton
Weight	200g
Suitable	All washing machine models
Applicable capacity	One pice at a time

Detailed pictures:

washing machine effervescent tablets

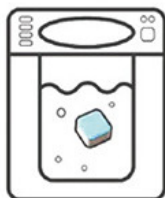




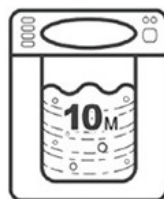
Real use effect comparison



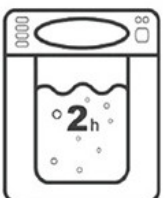
USAGE METHOD:



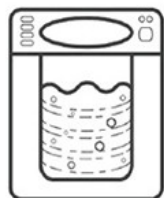
① Disassemble the cleaning block and put it into the washing machine.



② After adding water, run for 10 minutes, about 40~50 degrees, warm water soaking effect is good.



③ Turn off the power of the washing machine and soak it for 2 hours. It is recommended to extend the soaking time for the first time.



④ According to the standard washing mode of the washing machine, wash again with water.

About Washer Drum Cleaner - A Q&A

Q: What is a washer drum cleaner?

A: A washer drum cleaner is a specialized cleaning product used to clean the interior of a washing machine's drum. It penetrates deep into the drum to remove accumulated dirt, bacteria, and odors, keeping the washing machine clean and hygienic.

Q: Why should I use a washer drum cleaner?

A: Over time, the drum of a washing machine can accumulate dirt, bacteria, and detergent residue. These impurities

can not only affect the washing machine's performance but also cause secondary pollution to laundry, potentially affecting the health of family members. Using a washer drum cleaner can thoroughly clean the drum, remove these impurities and bacteria, and ensure the proper functioning and washing effectiveness of the washing machine.

Q: What are the main ingredients of a washer drum cleaner?

A: The main ingredients of a washer drum cleaner typically include acidic compounds (such as acetic acid, citric acid), surfactants, enzymes, peroxy carbonate/peroxyacetic acid, etc. These ingredients can break down dirt, remove odors, sanitize, and protect the cleanliness and hygiene of the washing machine drum.

Q: How do I use a washer drum cleaner?

A: Follow the instructions on the product label when using a washer drum cleaner. Generally, pour the cleaner into the washing machine drum, add water to the appropriate level, and select a suitable washing cycle for cleaning. After cleaning, rinse the drum thoroughly with clean water. Avoid getting the cleaner on your skin or in your eyes. If any discomfort occurs, rinse immediately with water and seek medical attention.

Q: Can a washer drum cleaner be used to clean other parts of the washing machine?

A: A washer drum cleaner is primarily designed for cleaning the interior of the washing machine drum. For other parts of the washing machine, such as the exterior casing or control panel, it is recommended to use dedicated cleaners or a soft damp cloth for cleaning. Follow the instructions on the product label and avoid using harsh chemicals or cleaning agents.



Tian Jin Nuo Mi Life Supplies Co.,Ltd.



0086-19501920083



sales@nuomilife.com



podslaundry.com

Room A515, ZongBu DaGuan, Liandong YouGu, Jinnan Area, Tianjin City, China